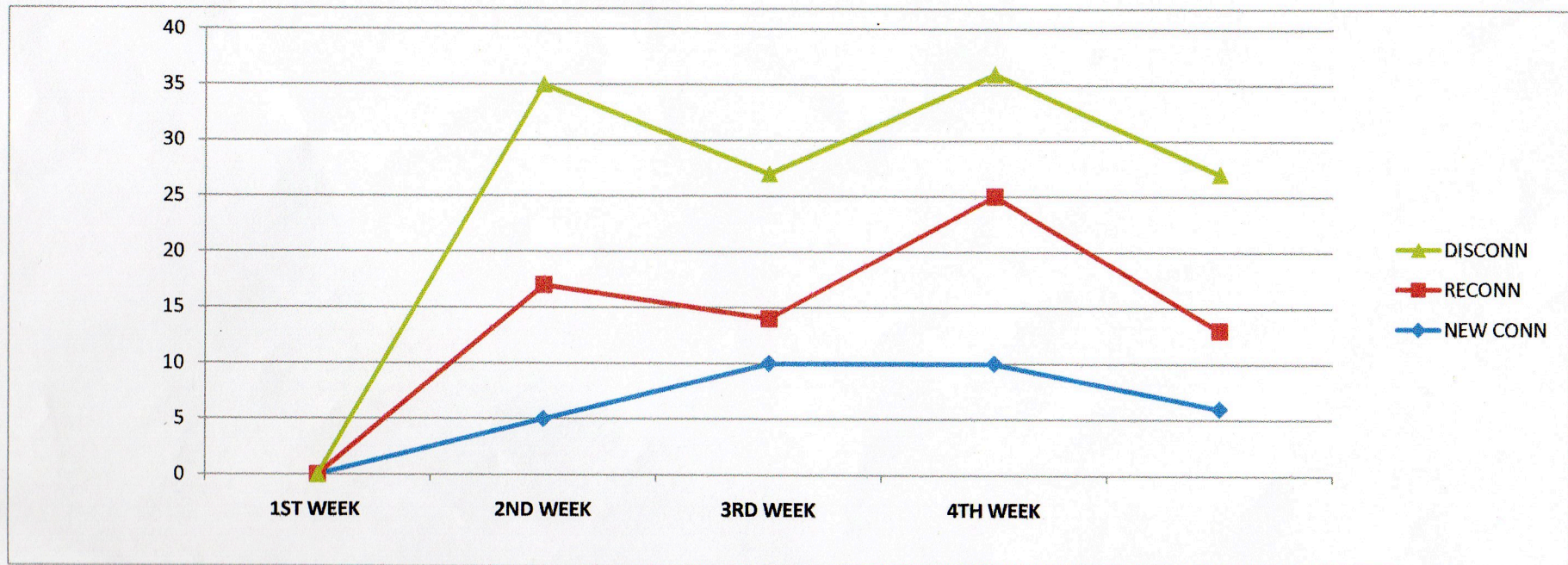


CALABANGA WATER DISTRICT **WATER SERVICE CONNECTION DATA**

January 1-31, 2016		NEW CONN	RECONN	DISCONN	N+R	NR-D	TSC	REMARKS
TOTAL SERVICE CONNECTIONS AS OF 12/31/2015							5598	
January 4-8, 2016	1ST WEEK	5	12	18	17	-1	5597	
January 11-15, 2016	2ND WEEK	10	4	13	14	1	5598	
January 18-22, 2016	3RD WEEK	10	15	11	25	14	5612	
January 25-29, 2016	4TH WEEK	6	7	14	13	-1	5611	
TOTAL		31						
TARGET		35						
PERCENTAGE ACCOMPLISHMENT:		89%						



Prepared by:

RAQUEL M. SAAVEDRA
Sr. Water Utilities Mgt./Dev.t Officer A

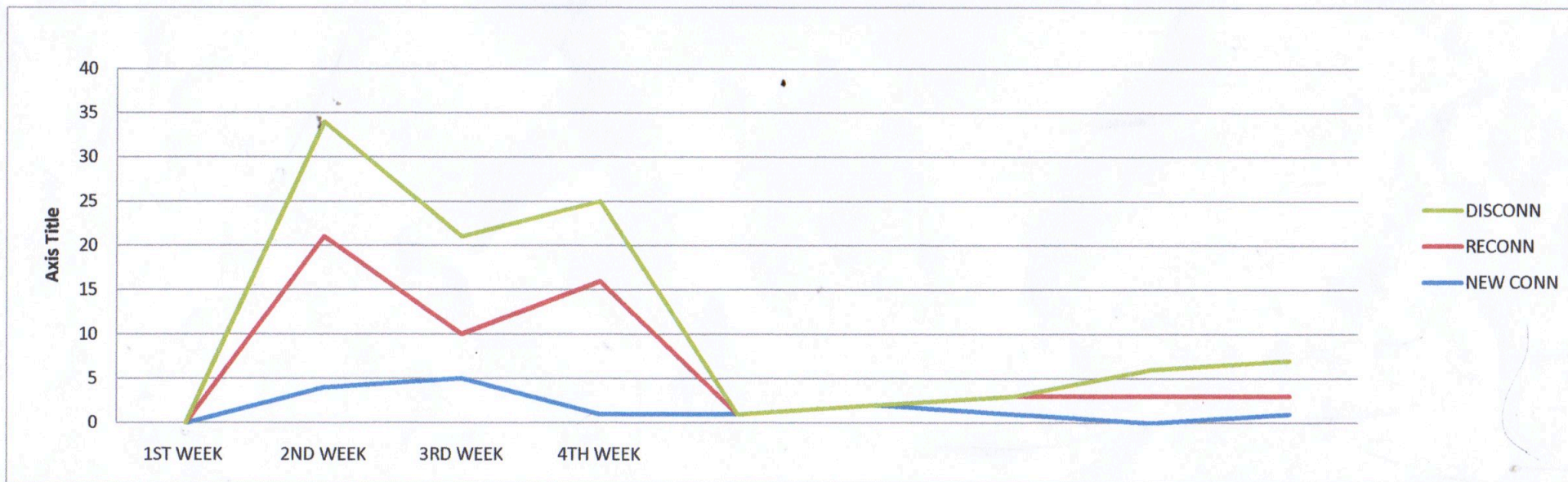
Noted by:

ENGR. CELEDONIO I. TOLENTINO JR.
General Manager

CALABANGA WATER DISTRICT WATER SERVICE CONNECTION DATA

February 1-29, 2016		NEW CONN	RECONN	DISCONN	N+R	NR-D	TSC ACTIVE	REMARKS
TOTAL SERVICE CONNECTIONS 1/31/2016							5611	
February 1-5, 2016	1ST WEEK	4	17	13	21	8	5619	
February 8-12, 2016	2ND WEEK	5	5	11	10	-1	5618	
February 15-19, 2016	3RD WEEK	1	15	9	16	7	5625	
22-Feb-16	4TH WEEK	1	0	0	1	1	5626	
23-Feb-16		2	0	0	2	2	5628	
24-Feb-16		1	2	0	3	3	5631	
26-Feb-16		0	3	3	3	0	5631	
29-Feb-16		1	2	4	3	-1	5630	

TOTAL	15
TARGET	35
PERCENTAGE ACCOMPLISHMENT:	43%



Prepared by:

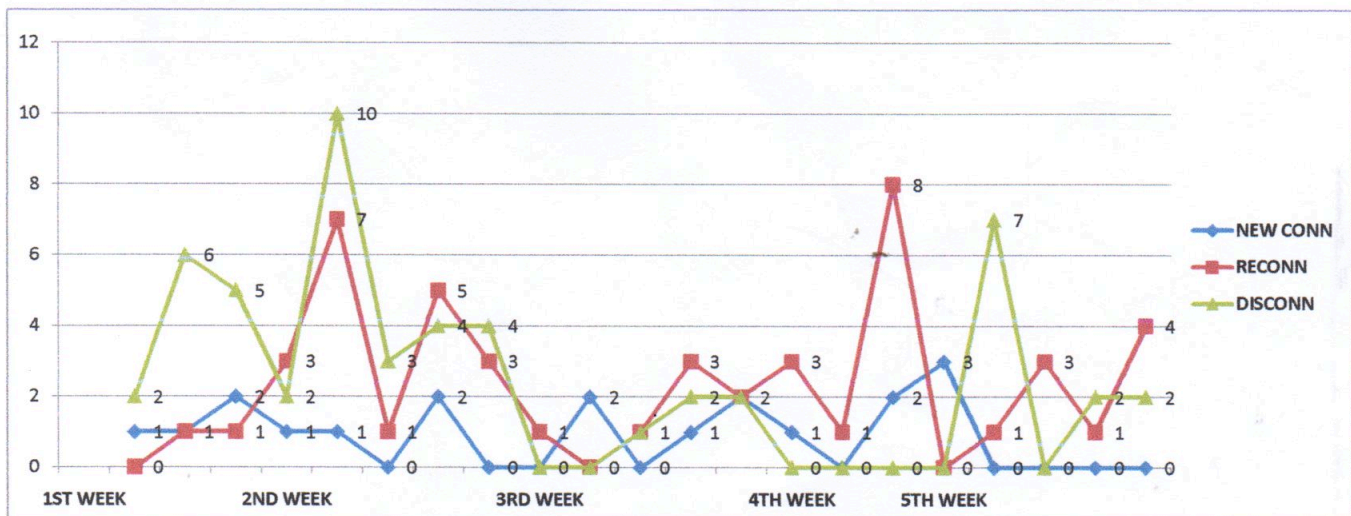
RAQUEL M. SAAVEDRA
 Sr. Water Utilities Mgt./Dev.t Officer A

Noted by:

ENGR. CELEDONIO I. TOLENTINO JR.
 General Manager

**CALABANGA WATER DISTRICT
WATER SERVICE CONNECTION DATA**

March 1-31, 2016		NEW CONN	RECONN	DISCONN	N+R	NR-D	TSC ACTIVE	REMARKS
TOTAL SERVICE CONNECTIONS 2/29/2016							5630	
1ST WEEK	1-Mar	1	0	2	1	-1	5629	
	2-Mar	1	1	6	2	-4	5625	
	3-Mar	2	1	5	3	-2	5623	
2ND WEEK	4-Mar	1	3	2	4	2	5625	
	7-Mar	1	7	10	8	-2	5623	
	8-Mar	0	1	3	1	-2	5621	
	9-Mar	2	5	4	7	3	5624	
3RD WEEK	10-Mar	0	3	4	3	-1	5623	
	11-Mar	0	1	0	1	1	5624	
	14-Mar	2	0	0	2	2	5626	
	15-Mar	0	1	1	1	0	5626	
	16-Mar	1	3	2	4	2	5628	
4TH WEEK	17-Mar	2	2	2	4	2	5630	
	18-Mar	1	3	0	4	4	5634	
	21-Mar	0	1	0	1	1	5635	
5TH WEEK	22-Mar	2	8	0	10	10	5645	
	23-Mar	3	0	0	3	3	5648	
	28-Mar	0	1	7	1	-6	5642	
	29-Mar	0	3	0	3	3	5645	
	30-Mar	0	1	2	1	-1	5644	
	31-Mar	0	4	2	4	2	5646	
TOTAL		19						
TARGET		35						
PERCENTAGE ACCOMPLISHMENT:		54%						



Prepared by:

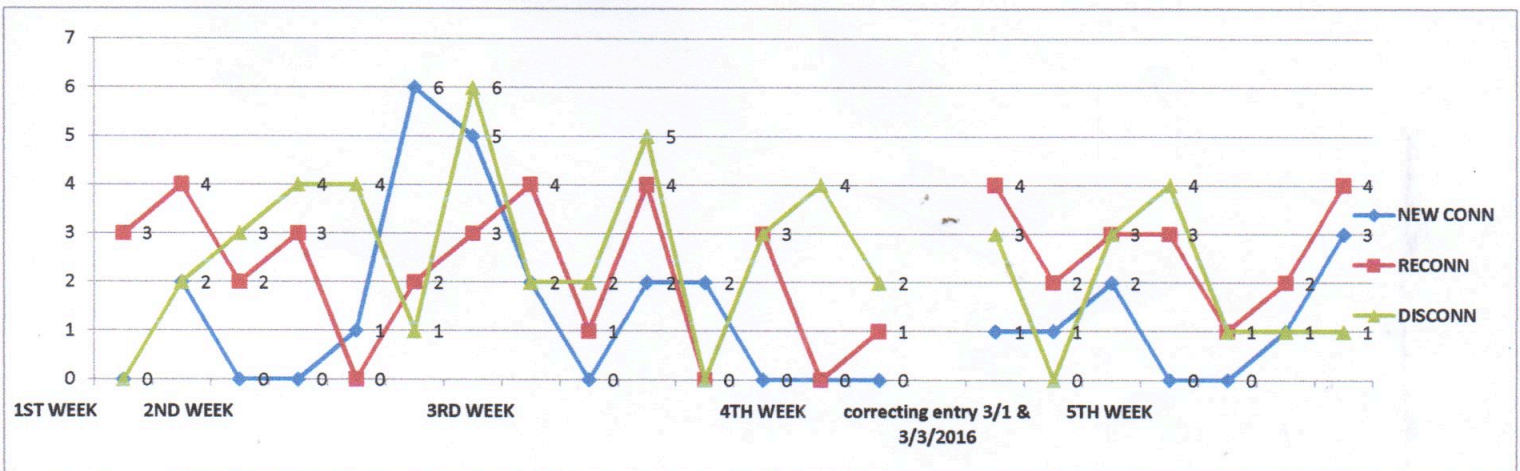
RAQUEL M. SAAVEDRA
Sr. Water Utilities Mgt./Dev.t Officer A


Noted by:


ENGR. CELEDONIO TOLentino JR.
General Manager

CALABANGA WATER DISTRICT
WATER SERVICE CONNECTION DATA

April 1-30, 2016		NEW CONN	RECONN	DISCONN	N+R	NR-D	TSC ACTIVE	REMARKS
TOTAL SERVICE CONNECTIONS as of 3/1-31/2016							5646	
1ST WEEK	1-Apr	0	3	0	3	3	5649	
	4-Apr	2	4	2	6	4	5653	
2ND WEEK	5-Apr	0	2	3	2	-1	5652	
	6-Apr	0	3	4	3	-1	5651	
3RD WEEK	7-Apr	1	0	4	1	-3	5648	
	8-Apr	6	2	1	8	7	5655	
4TH WEEK	11-Apr	5	3	6	8	2	5657	
	12-Apr	2	4	2	6	4	5661	
5TH WEEK	13-Apr	0	1	2	1	-1	5660	
	14-Apr	2	4	5	6	1	5661	
6TH WEEK	15-Apr	2	0	0	2	2	5663	
	18-Apr	0	3	3	3	0	5663	
7TH WEEK	19-Apr	0	0	4	0	-4	5659	
	20-Apr	0	1	2	1	-1	5658	
correcting entry 3/1 & 3/3/2016						2	5660	
8TH WEEK	21-Apr	1	4	3	5	2	5662	
	22-Apr	1	2	0	3	3	5665	
9TH WEEK	25-Apr	2	3	3	5	2	5667	
	26-Apr	0	3	4	3	-1	5666	
10TH WEEK	27-Apr	0	1	1	1	0	5666	
	28-Apr	1	2	1	3	2	5668	
11TH WEEK	29-Apr	3	4	1	7	6	5674	
TOTAL		28						
TARGET		35						
PERCENTAGE ACCOMPLISHMENT:		80%						

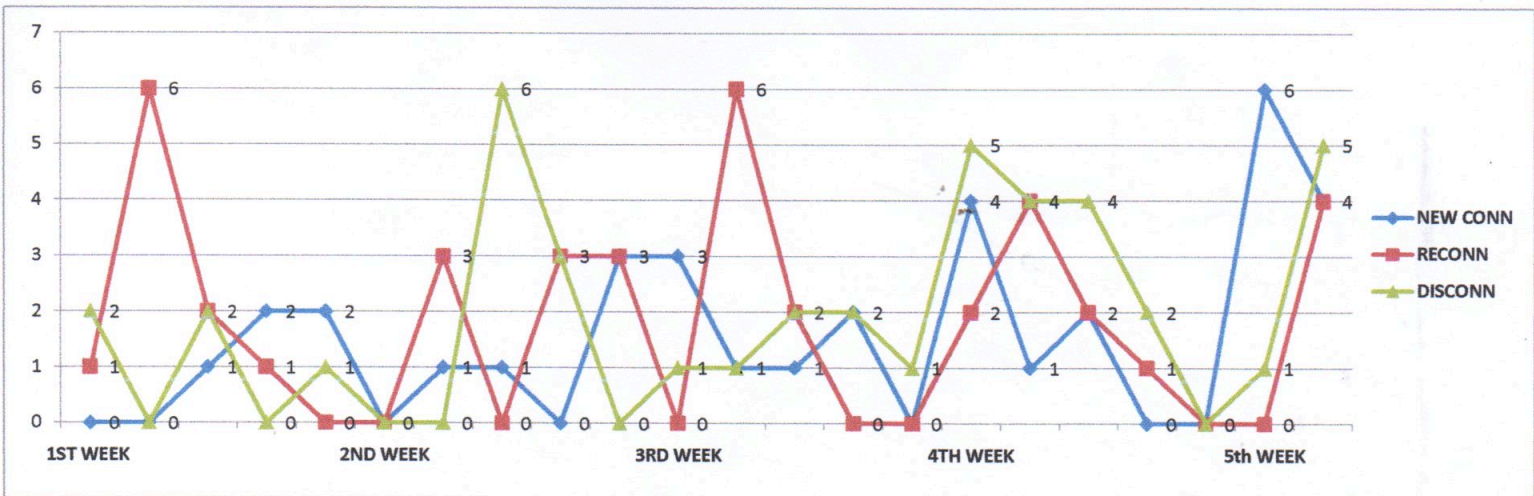



Prepared by:

RAQUEL M. SAAVEDRA
 Sr. Water Utilities Mgt./Dev.t Officer A


Noted by:

ENGR. CELEDONIO I. TOLENTINO JR.
 General Manager

**CALABANGA WATER DISTRICT
WATER SERVICE CONNECTION DATA**

May 1-31, 2016		NEW CONN	RECONN	DISCONN	N+R	NR-D	TSC ACTIVE	REMARKS
TOTAL SERVICE CONNECTIONS as of 4/1-30/2016							5674	
1ST WEEK	2-May	0	1	2	1	-1	5673	
	3-May	0	6	0	6	6	5679	
	4-May	1	2	2	3	1	5680	
	5-May	2	1	0	3	3	5683	
	6-May	2	0	1	2	1	5684	
2ND WEEK	9-May	0	0	0	0	0	5684	
	10-May	1	3	0	4	4	5688	
	11-May	1	0	6	1	-5	5683	
	12-May	0	3	3	3	0	5683	
	13-May	3	3	0	6	6	5689	
3RD WEEK	16-May	3	0	1	3	2	5691	
	17-May	1	6	1	7	6	5697	
	18-May	1	2	2	3	1	5698	
	19-May	2	0	2	2	0	5698	
	20-May	0	0	1	0	-1	5697	
4TH WEEK	23-May	4	2	5	6	1	5698	
	24-May	1	4	4	5	1	5699	
	25-May	2	2	4	4	0	5699	
	26-May	0	1	2	1	-1	5698	
	27-May	0	0	0	0	0	5698	
5th WEEK	30-May	6	0	1	6	5	5703	
	31-May	4	4	5	8	3	5706	
TOTAL		34						
TARGET		35						
PERCENTAGE ACCOMPLISHMENT:		97%						

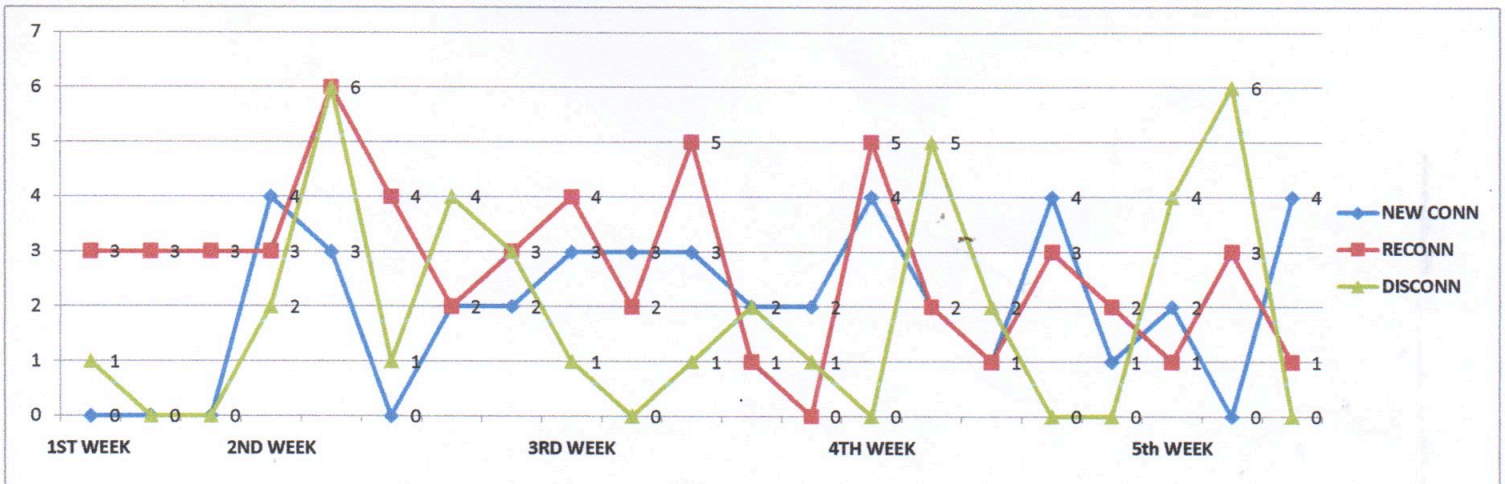


Prepared by:

RAQUEL M. SAAVEDRA
 Sr. Water Utilities Mgt./Dev.t Officer A

Noted by:

ENGR. CELEDONIO L. TOLENTINO JR.
 General Manager

CALABANGA WATER DISTRICT
WATER SERVICE CONNECTION DATA

June 1-30, 2016		NEW CONN	RECONN	DISCONN	N+R	NR-D	TSC ACTIVE	REMARKS
TOTAL SERVICE CONNECTIONS as of 5/1-31/2016							5706	
1ST WEEK	1-Jun	0	3	1	3	2	5708	
	2-Jun	0	3	0	3	3	5711	
	3-Jun	0	3	0	3	3	5714	
2ND WEEK	6-Jun	4	3	2	7	5	5719	
	7-Jun	3	6	6	9	3	5722	
	8-Jun	0	4	1	4	3	5725	
3RD WEEK	9-Jun	2	2	4	4	0	5725	
	10-Jun	2	3	3	5	2	5727	
	13-Jun	3	4	1	7	6	5733	
4TH WEEK	14-Jun	3	2	0	5	5	5738	
	15-Jun	3	5	1	8	7	5745	
	16-Jun	2	1	2	3	1	5746	
5th WEEK	17-Jun	2	0	1	2	1	5747	
	20-Jun	4	5	0	9	9	5756	
	21-Jun	2	2	5	4	-1	5755	
	22-Jun	1	1	2	2	0	5755	
	23-Jun	4	3	0	7	7	5762	
	24-Jun	1	2	0	3	3	5765	
	27-Jun	2	1	4	3	-1	5764	
	28-Jun	0	3	6	3	-3	5761	
	29-Jun	4	1	0	5	5	5766	
	30-Jun	2	0	6	2	-4	5762	
CORRECTING ENTRY 6/3/2016						-3	5759	
TOTAL		44	57	45	101			
TARGET		35						
PERCENTAGE ACCOMPLISHMENT:		126%						



Prepared by:

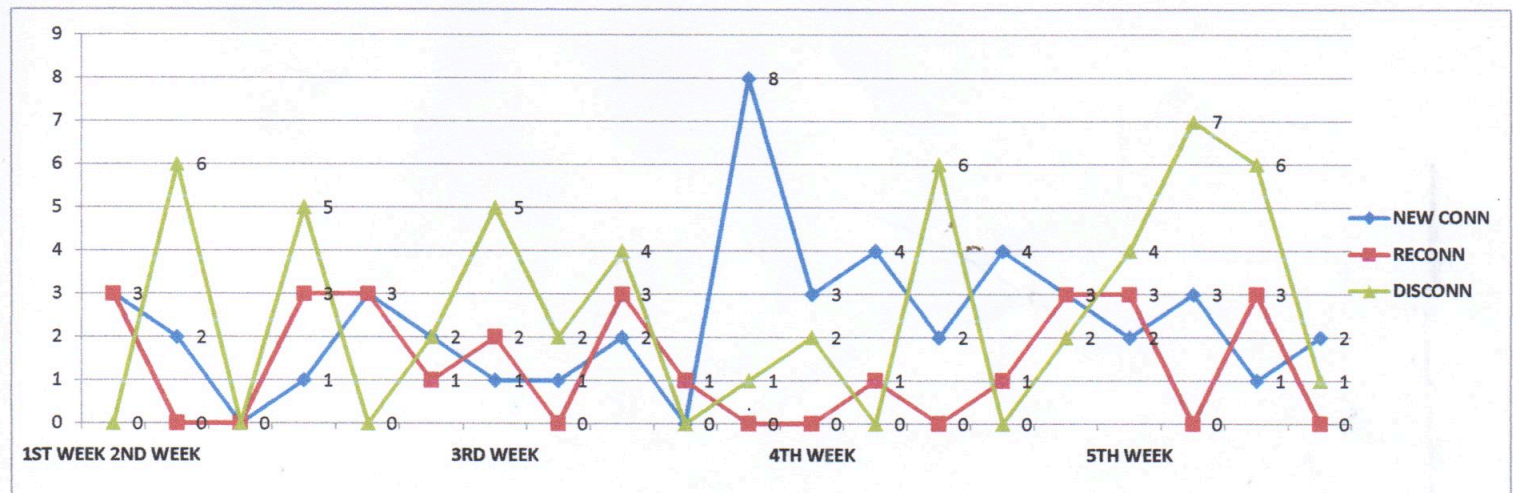
RAQUEL M. SAAVEDRA
Sr. Water Utilities Mgt./Dev.t Officer A

Noted by:

ENGR. CELEDONIO I. TOLENTINO JR.
General Manager

**CALABANGA WATER DISTRICT
WATER SERVICE CONNECTION DATA**


July 1-31, 2016		NEW CONN	RECONN	DISCONN	N+R	NR-D	TSC ACTIVE	REMARKS
TOTAL SERVICE CONNECTIONS as of 6/1-30/2016							5759	
1ST WEEK	Jul-16	0	4	0	4	4	5763	
2ND WEEK	4-Jul	3	3	0	6	6	5769	
	5-Jul	2	0	6	2	-4	5765	
	6-Jul	0	0	0	0	0	5765	
	7-Jul	1	3	5	4	-1	5764	
3RD WEEK	8-Jul	3	3	0	6	6	5770	
	11-Jul	2	1	2	3	1	5771	
	12-Jul	1	2	5	3	-2	5769	
	13-Jul	1	0	2	1	-1	5768	
4TH WEEK	14-Jul	2	3	4	5	1	5769	
	15-Jul	0	1	0	1	1	5770	
	18-Jul	8	0	1	8	7	5777	
	19-Jul	3	0	2	3	1	5778	
5TH WEEK	20-Jul	4	1	0	5	5	5783	
	21-Jul	2	0	6	2	-4	5779	
	22-Jul	4	1	0	5	5	5784	
	25-Jul	3	3	2	6	4	5788	
	26-Jul	2	3	4	5	1	5789	
	27-Jul	3	0	7	3	-4	5785	
	28-Jul	1	3	6	4	-2	5783	
	29-Jul	2	0	1	2	1	5784	
TOTAL		47	27	53	74			
TARGET		35						
PERCENTAGE ACCOMPLISHMENT:		134%						



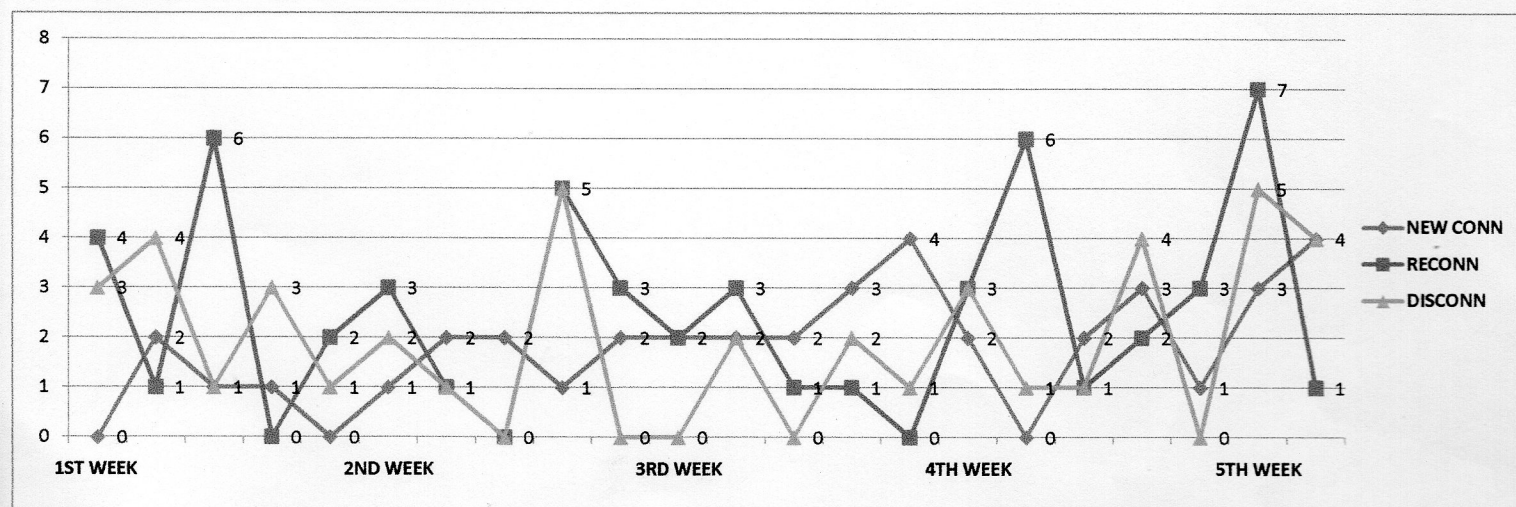
Prepared by:
RAQUEL M. SAAVEDRA
 Sr. Water Utilities Mgt./Dev.t Officer A

Noted by:
ENGR. CELEDONIO I. TOLENTINO JR.
 General Manager

CALABANGA WATER DISTRICT
WATER SERVICE CONNECTION DATA



August 1-31, 2016							TSC ACTIVE	REMARKS
TOTAL SERVICE CONNECTIONS as of 7/1-31/2016							5784	
1ST WEEK	1-Aug	0	4	3	4	1	5785	
	2-Aug	2	1	4	3	-1	5784	SHOULD BE TOTAL DISC= 5
	3-Aug	1	6	1	7	6	5790	
	4-Aug	1	0	3	1	-2	5788	
	5-Aug	0	2	1	2	1	5789	
2ND WEEK	8-Aug	1	3	2	4	2	5791	
	9-Aug	2	1	1	3	2	5793	
	10-Aug	2	0	0	2	2	5795	
	11-Aug	1	5	5	6	1	5796	SHOULD BE TOTAL DISC= 6
	12-Aug	2	3	0	5	5	5801	
3RD WEEK	15-Aug	2	2	0	4	4	5805	
	16-Aug	2	3	2	5	3	5808	
	17-Aug	2	1	0	3	3	5811	
	18-Aug	3	1	2	4	2	5813	
	19-Aug	4	0	1	4	3	5816	
4TH WEEK	22-Aug	2	3	3	5	2	5818	CORRECTING ENTRY 8/19 = 1, 8/11=1, 8/02=1 TOTAL = 3
	23-Aug	0	6	1	6	5	5823	
	24-Aug	2	1	1	3	2	5825	
	25-Aug	3	2	4	5	1	5826	
	26-Aug	1	3	0	4	4	5830	
5TH WEEK	30-Aug	3	7	5	10	5	5835	
	31-Aug	4	1	4	5	1	5836	
TOTAL		40						
TARGET		35						
PERCENTAGE ACCOMPLISHMENT		114%						

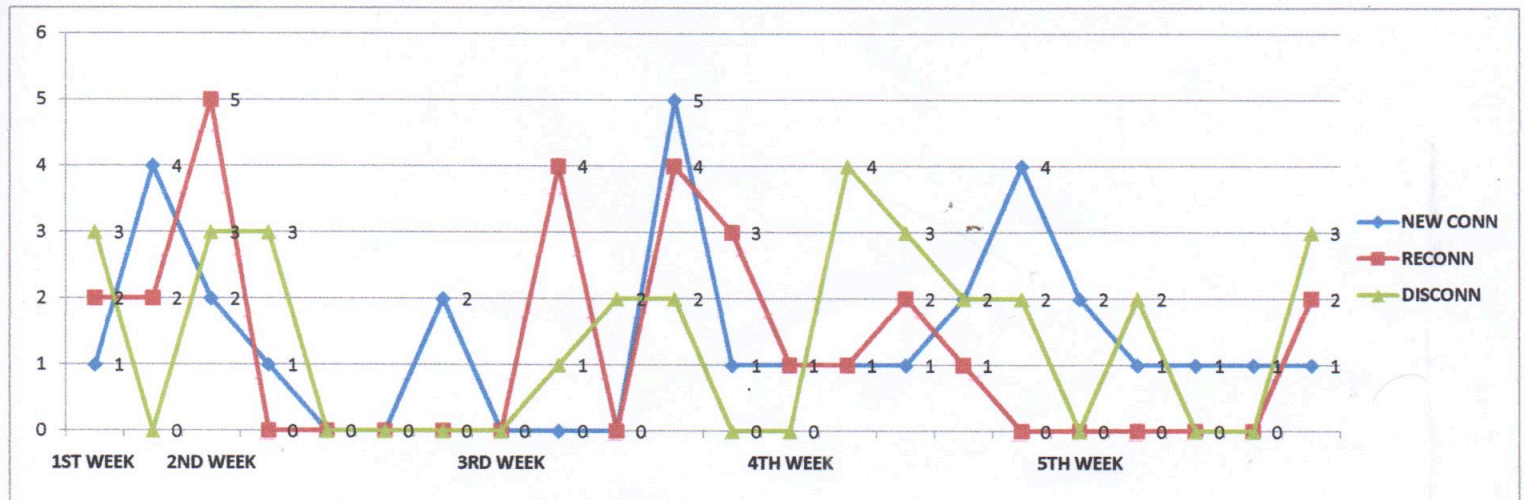


Prepared by:
[Signature]
RAQUEL M. SAAVEDRA
Sr. Water Utilities Mgt./Dev.t Officer A

Noted by:
[Signature]
ENGR. CELEDONIO I. TOLENTINO JR.
General Manager

**CALABANGA WATER DISTRICT
WATER SERVICE CONNECTION DATA**

September 1-30, 2016		NEW CONN	RECONN	DISCONN	N+R	NR-D	TSC ACTIVE	REMARKS
TOTAL SERVICE CONNECTIONS as of 8/1-31/2016							5836	
1ST WEEK	1-Sep	1	2	3	3	0	5836	
	2-Sep	4	2	0	6	6	5842	
2ND WEEK	5-Sep	2	5	3	7	4	5846	
	6-Sep	1	0	3	1	-2	5844	
	7-Sep	0	0	0	0	0	5844	
	8-Sep	0	0	0	0	0	5844	
3RD WEEK	9-Sep	2	0	0	2	2	5846	
	12-Sep	0	0	0	0	0	5846	
	13-Sep	0	4	1	4	3	5849	
	14-Sep	0	0	2	0	-2	5847	
	15-Sep	5	4	2	9	7	5854	
4TH WEEK	16-Sep	1	3	0	4	4	5858	
	19-Sep	1	1	0	2	2	5860	
	20-Sep	1	1	4	2	-2	5858	
	21-Sep	1	2	3	3	0	5858	
	22-Sep	2	1	2	3	1	5859	
5TH WEEK	23-Sep	4	0	2	4	2	5861	
	26-Sep	2	0	0	2	2	5863	
	27-Sep	1	0	2	1	-1	5862	
	28-Sep	1	0	0	1	1	5863	
	29-Sep	1	0	0	1	1	5864	
	30-Sep	1	2	3	3	0	5864	
TOTAL		31						
TARGET		35						
PERCENTAGE ACCOMPLISHMEN		89%						



Prepared by:

RAQUEL M. SAAVEDRA
Sr. Water Utilities Mgt./Dev.t Officer A

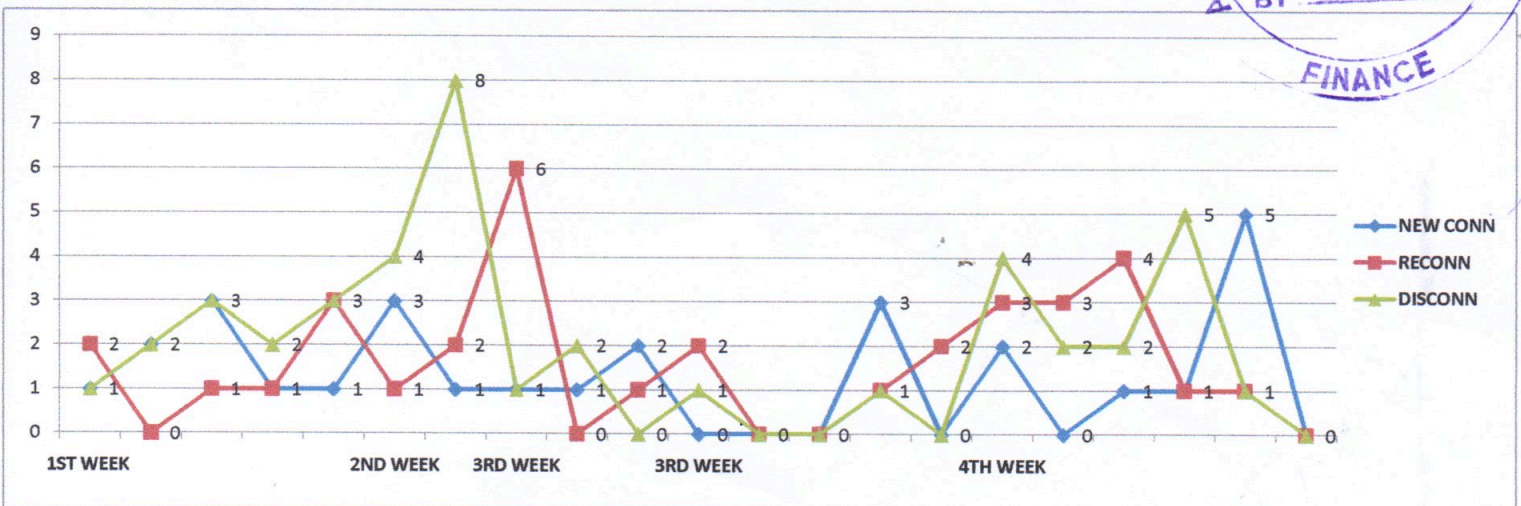

Chagio 10/5/16
CYNTHIA DAESIC

Noted by:

ENGR. CELEDONIO M. TOLENTINO JR.
General Manager

**CALABANGA WATER DISTRICT
WATER SERVICE CONNECTION DATA**

October 1-31, 2016		NEW CONN	RECONN	DISCONN	N+R	NR-D	TSC ACTIVE	REMARKS
TOTAL SERVICE CONNECTIONS as of 9/1-30/2016							5864	
1ST WEEK	3-Oct	1	2	1	3	2	5866	
	4-Oct	2	0	2	2	0	5866	
	5-Oct	3	1	3	4	1	5867	
	6-Oct	1	1	2	2	0	5867	
2ND WEEK	7-Oct	1	3	3	4	1	5868	
	10-Oct	3	1	4	4	0	5868	
	11-Oct	1	2	8	3	-5	5863	
3RD WEEK	12-Oct	1	6	1	7	6	5869	
	13-Oct	1	0	2	1	-1	5868	
	14-Oct	2	1	0	3	3	5871	
3RD WEEK	17-Oct	0	2	1	2	1	5872	
	18-Oct	0	0	0	0	0	5872	
	19-Oct	0	0	0	0	0	5872	
	20-Oct	3	1	1	4	3	5875	
4TH WEEK	21-Oct	0	2	0	2	2	5877	
	24-Oct	2	3	4	5	1	5878	
	25-Oct	0	3	2	3	1	5879	
	26-Oct	1	4	2	5	3	5882	
	27-Oct	1	1	5	2	-3	5879	
	28-Oct	5	1	1	6	5	5884	
	31-Oct	0	0	0	0	0	5884	
TOTAL		28	34	42	62			
TARGET		35						
PERCENTAGE ACCOMPLISHMENT		80%						



Prepared by:

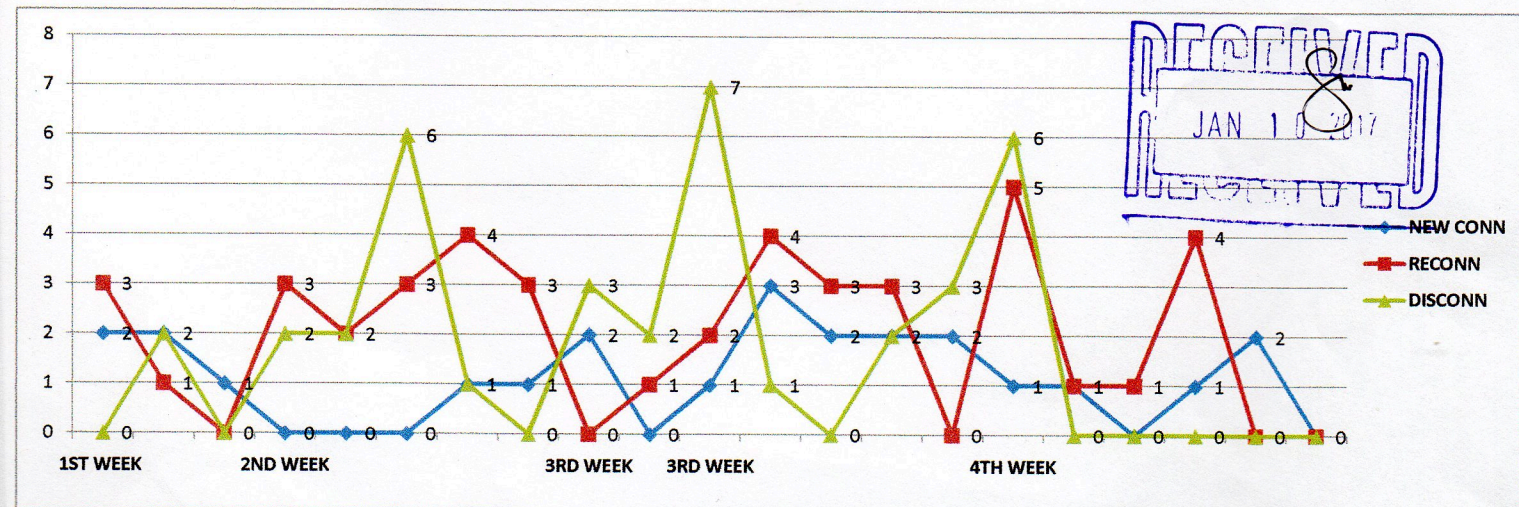
RAQUEL M. SAAVEDRA
Sr. Water Utilities Mgt./Dev.t Officer A

Noted by:

ENGR. CELEDONIO I. POLENTINO JR.
General Manager

CALABANGA WATER DISTRICT
WATER SERVICE CONNECTION DATA

November 1-30, 2016		NEW CONN	RECONN	DISCONN	N+R	NR-D	TSC ACTIVE	REMARKS
TOTAL SERVICE CONNECTIONS as of 10/1-31/2016							5884	
1ST WEEK	2-Nov	2	3	0	5	5	5889	
	3-Nov	2	1	2	3	1	5890	
	4-Nov	1	0	0	1	1	5891	
2ND WEEK	7-Nov	0	3	2	3	1	5892	
	8-Nov	0	2	2	2	0	5892	
	9-Nov	0	3	6	3	-3	5889	
	10-Nov	1	4	1	5	4	5893	
3RD WEEK	11-Nov	1	3	0	4	4	5897	
	14-Nov	2	0	3	2	-1	5896	
	15-Nov	0	1	2	1	-1	5895	
3RD WEEK	16-Nov	1	2	7	3	-4	5891	
	17-Nov	3	4	1	7	6	5897	
	18-Nov	2	3	0	5	5	5902	
	21-Nov	2	3	2	5	3	5905	
4TH WEEK	22-Nov	2	0	3	2	-1	5904	
	23-Nov	1	5	6	6	0	5904	
	24-Nov	1	1	0	2	2	5906	
	25-Nov	0	1	0	1	1	5907	
	28-Nov	1	4	0	5	5	5912	
	29-Nov	2	0	0	2	2	5914	
	30-Nov	0	0	0	0	0	5914	
	TOTAL		24	43	37			
TARGET		35						
PERCENTAGE ACCOMPLISHMENT:		69%						



Prepared by:

RAQUEL M. SAAVEDRA
 Sr. Water Utilities Mgt./Dev.t Officer A

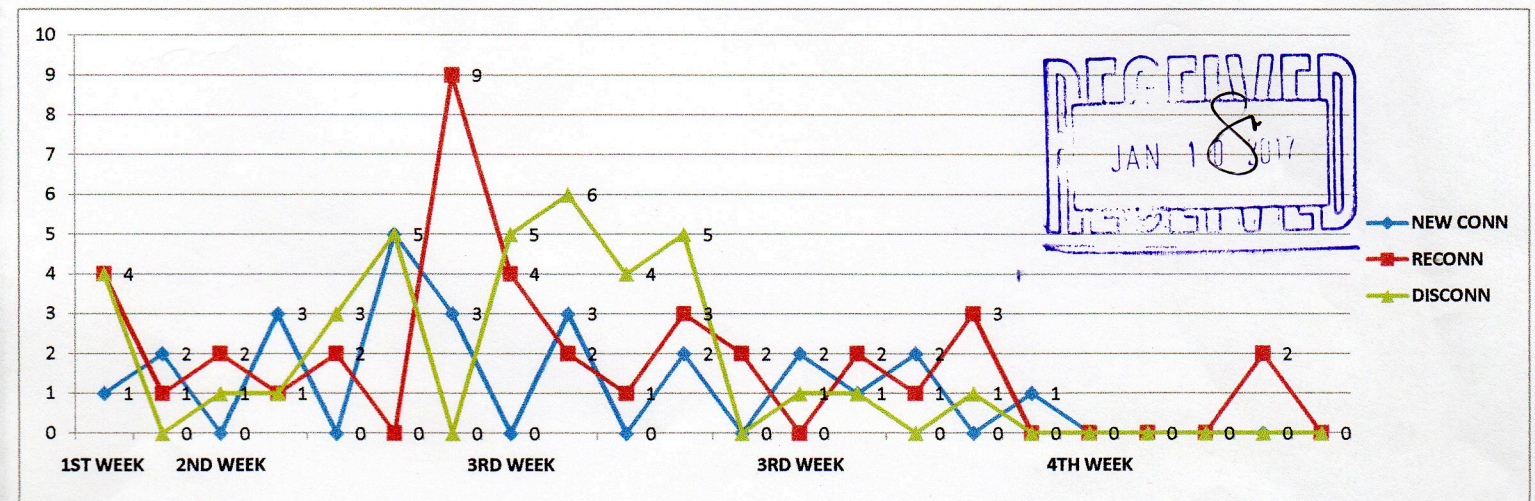
Noted by:

ENGR. CELEDONIO I. TOLENTINO JR.
 General Manager

CALABANGA WATER DISTRICT

WATER SERVICE CONNECTION DATA

December 1-31, 2016		NEW CONN	RECONN	DISCONN	N+R	NR-D	TSC ACTIVE	REMARKS	
TOTAL SERVICE CONNECTIONS as of 11/1-30/2016							5914		
1ST WEEK	1-Dec	1	4	4	5	1	5915		
	2-Dec	2	1	0	3	3	5918		
2ND WEEK	5-Dec	0	2	1	2	1	5919		
	6-Dec	3	1	1	4	3	5922		
	7-Dec	0	2	3	2	-1	5921		
	8-Dec	5	0	5	5	0	5921		
	9-Dec	3	9	0	12	12	5933		
	12-Dec	0	4	5	4	-1	5932		
	13-Dec	3	2	6	5	-1	5931		
	14-Dec	0	1	4	1	-3	5928		
3RD WEEK	15-Dec	2	3	5	5	0	5928		
	16-Dec	0	2	0	2	2	5930		
	19-Dec	2	0	1	2	1	5931		
	20-Dec	1	2	1	3	2	5933		
	21-Dec	2	1	0	3	3	5936		
4TH WEEK	22-Dec	0	3	1	3	2	5938		
	23-Dec	1	0	0	1	1	5939		
	26-Dec	0	0	0	0	0	5939	non working holiday	
	27-Dec	0	0	0	0	0	5939		
	28-Dec	0	0	0	0	0	5939		
	29-Dec	0	2	0	2	2	5941		
	30-Dec	0	0	0	0	0	5941		
	TOTAL		25	39	37				
	TARGET		35						
PERCENTAGE ACCOMPLISHMENT:		71%							



Prepared by:

RAQUEL M. SAAVEDRA
 Sr. Water Utilities Mgt./Dev.t Officer A

Noted by:

ENGR. CELEDONIO I. TOLENTIN
 General Manager