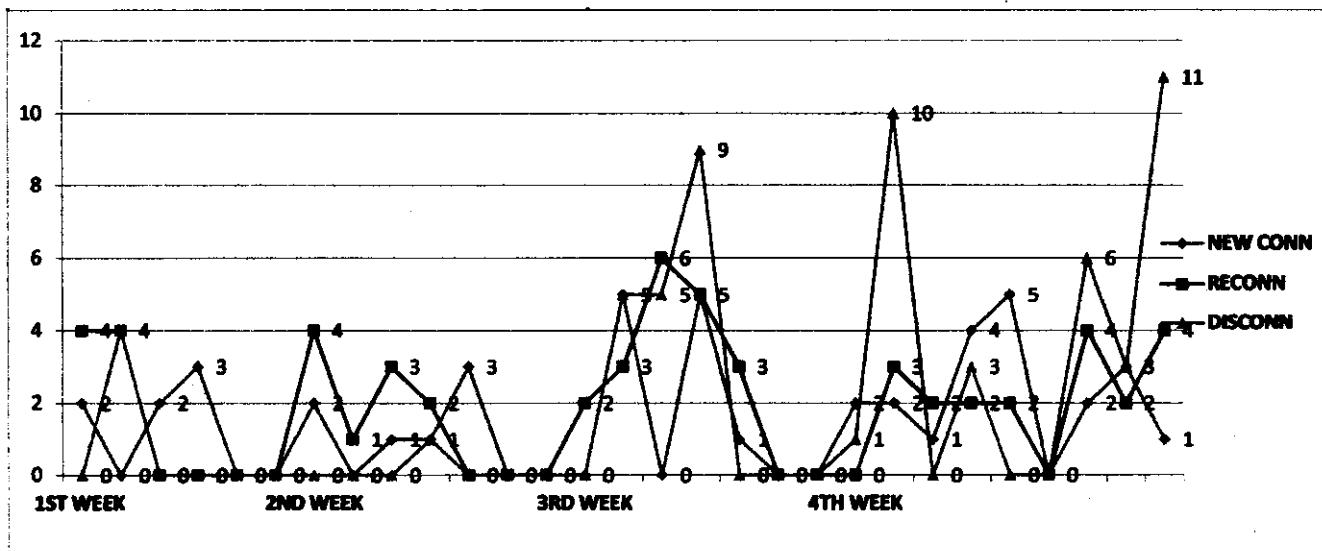


**CALABANGA WATER DISTRICT
WATER SERVICE CONNECTION DATA**

JANUARY 1-31, 2024		NEW CONN	RECONN	DISCONN	N+R	NR-D	TSC ACTIVE	REMARKS
TOTAL SERVICE CONNECTIONS as of 12/1-31/2023-REG-JV							10213	
1ST WEEK	2-Jan	2	4	0	6	6	10219	
	3-Jan	0	4	4	4	0	10219	
	4-Jan	2	0	0	2	2	10221	
	5-Jan	3	0	0	3	3	10224	
	6-Jan	0	0	0	0	0	10224	
2ND WEEK	7-Jan	0	0	0	0	0	10224	
	8-Jan	2	4	0	6	6	10230	
	9-Jan	0	1	0	1	1	10231	
	10-Jan	1	3	0	4	4	10235	
	11-Jan	1	2	1	3	2	10237	
	12-Jan	3	0	0	3	3	10240	
	13-Jan	0	0	0	0	0	10240	
3RD WEEK	14-Jan	0	0	0	0	0	10240	
	15-Jan	0	2	0	2	2	10242	
	16-Jan	5	3	5	8	3	10245	
	17-Jan	0	6	5	6	1	10246	
	18-Jan	5	5	9	10	1	10247	
	19-Jan	1	3	0	4	4	10251	
	20-Jan	0	0	0	0	0	10251	
4TH WEEK	21-Jan	0	0	0	0	0	10251	
	22-Jan	2	0	1	2	1	10252	
	23-Jan	2	3	10	5	-5	10247	
	24-Jan	1	2	0	3	3	10250	
	25-Jan	4	2	3	6	3	10253	
	26-Jan	5	2	0	7	7	10260	
	28-Jan	0	0	0	0	0	10260	
	29-Jan	2	4	6	6	0	10260	
	30-Jan	3	2	3	5	2	10262	
	31-Jan	1	4	11	5	-6	10256	
	TOTAL		45	56	58			



Prepared by:

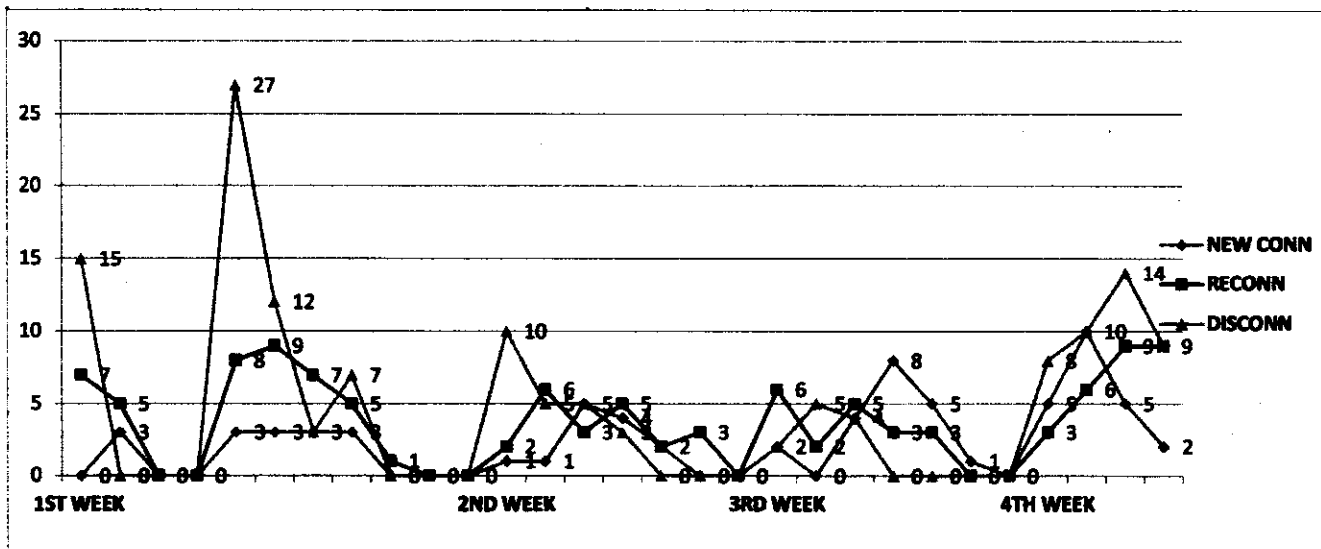
RAQUEL M. SAAVEDRA
Sr. Water Utility Mgt./Dev.t Officer

Noted by:

ENGR. CELEDONIO I. TOLENTINO JR.
General Manager

**CALABANGA WATER DISTRICT
WATER SERVICE CONNECTION DATA**

FEBRUARY 1-29, 2024		NEW CONN	RECONN	DISCONN	N+R	NR-D	TSC ACTIVE	REMARKS
TOTAL SERVICE CONNECTIONS as of 1/1-31/2024							10256	
1ST WEEK	1-Feb	0	7	15	7	-8	10248	
	2-Feb	3	5	0	8	8	10256	
	3-Feb	0	0	0	0	0	10256	
	4-Feb	0	0	0	0	0	10256	
	5-Feb	3	8	27	11	-16	10240	
	6-Feb	3	9	12	12	0	10240	
	7-Feb	3	7	3	10	7	10247	
	8-Feb	3	5	7	8	1	10248	
	9-Feb	0	1	0	1	1	10249	
	10-Feb	0	0	0	0	0	10249	
	11-Feb	0	0	0	0	0	10249	
2ND WEEK	12-Feb	1	2	10	3	-7	10242	
	13-Feb	1	6	5	7	2	10244	
	14-Feb	5	3	5	8	3	10247	
	15-Feb	4	5	3	9	6	10253	
	16-Feb	2	2	0	4	4	10257	
	17-Feb	0	3	0	3	3	10260	
	18-Feb	0	0	0	0	0	10260	
3RD WEEK	19-Feb	2	6	2	8	6	10266	
	20-Feb	0	2	5	2	-3	10263	
	21-Feb	4	5	4	9	5	10268	
	22-Feb	8	3	0	11	11	10279	
	23-Feb	5	3	0	8	8	10287	
	24-Feb	1	0	0	1	1	10288	
4TH WEEK	25-Feb	0	0	0	0	0	10288	
	26-Feb	5	3	8	8	0	10288	
	27-Feb	10	6	10	16	6	10294	
	28-Feb	5	9	14	14	0	10294	
	29-Feb	2	9	9	11	2	10296	
TOTAL		70	109	139				



Prepared by:

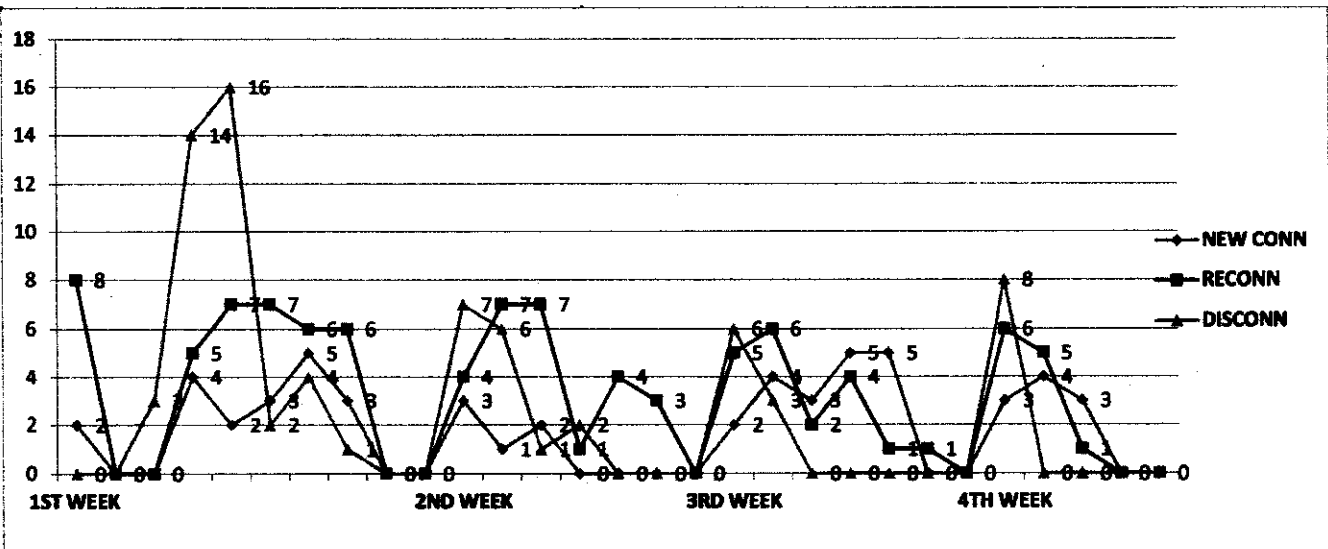
RAQUEL M. SAAVEDRA
Sr. Water Utility Mgt./Dev.t Officer

Noted by:

ENGR. CELEDONIO I. TOLENTINO JR.
General Manager

**CALABANGA WATER DISTRICT
WATER SERVICE CONNECTION DATA**

March 1-31, 2024		NEW CONN	RECONN	DISCONN	N+R	NR-D	TSC ACTIVE	REMARKS
TOTAL SERVICE CONNECTIONS as of 2/1-31/2024							10296	RECEIVED
1ST WEEK	1-Mar	2	8	0	10	10	10306	FINANCE
	2-Mar	0	0	0	0	0	10306	
	3-Mar	0	0	3	0	-3	10303	
	4-Mar	4	5	14	9	-5	10298	
	5-Mar	2	7	16	9	-7	10299	
	6-Mar	3	7	2	10	8	10299	
	7-Mar	5	6	4	11	7	10306	
	8-Mar	3	6	1	9	8	10314	
	9-Mar	0	0	0	0	0	10314	
2ND WEEK	10-Mar	0	0	0	0	0	10314	
	11-Mar	3	4	7	7	0	10314	
	12-Mar	1	7	6	8	2	10316	
	13-Mar	2	7	1	9	8	10324	
	14-Mar	0	1	2	1	-1	10323	
	15-Mar	0	4	0	4	4	10327	
	16-Mar	0	3	0	3	3	10330	
3RD WEEK	17-Mar	0	0	0	0	0	10330	
	18-Mar	2	5	6	7	1	10331	
	19-Mar	4	6	3	10	7	10338	
	20-Mar	3	2	0	5	5	10343	
	21-Mar	5	4	0	9	9	10352	
	22-Mar	5	1	0	6	6	10358	
	23-Mar	0	1	0	1	1	10359	
4TH WEEK	24-Mar	0	0	0	0	0	10359	
	25-Mar	3	6	8	9	1	10360	
	26-Mar	4	5	0	9	9	10369	
	27-Mar	3	1	0	4	4	10373	
	28-Mar	0	0	0	0	0	10373	
	29-Mar	0	0	0	0	0	10373	
TOTAL		54	96	73				

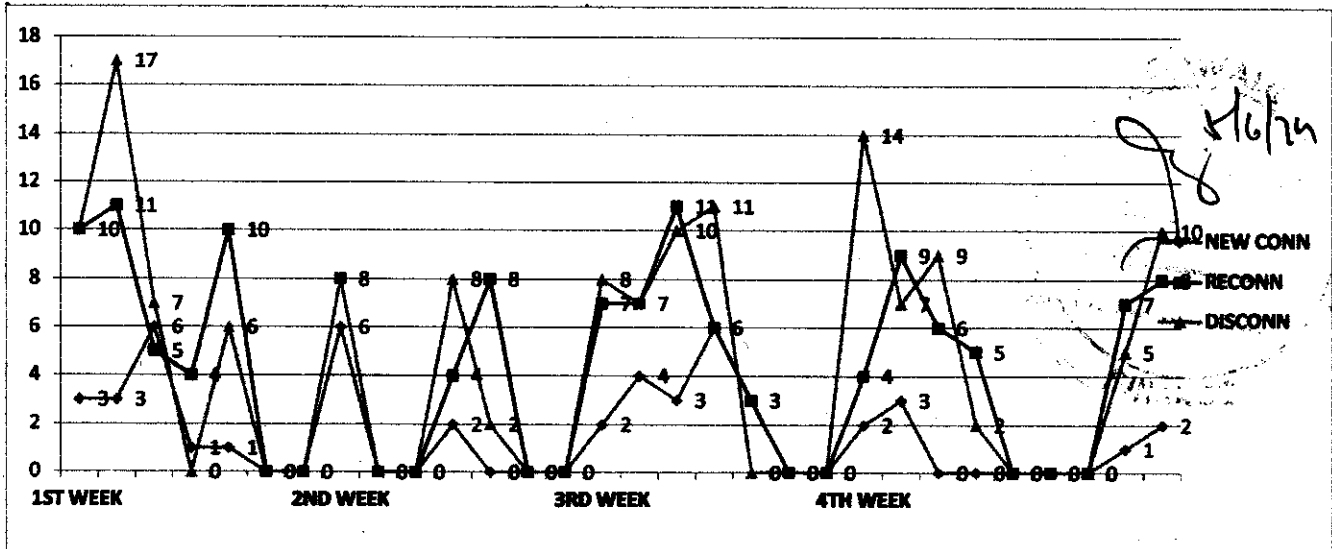


Prepared by:
RAQUEL M. SAAVEDRA
Sr. Water Utility Mgt./Dev.t Officer

Noted by:
ENGR. CELEDONIO I. TOLENTINO JR.
General Manager

**CALABANGA WATER DISTRICT
WATER SERVICE CONNECTION DATA**

April 1-30, 2024		NEW CONN	RECONN	DISCONN	N+R	NR-D	TSC ACTIVE	REMARKS
TOTAL SERVICE CONNECTIONS as of 3/1-31/2024							10373	
1ST WEEK	1-Apr	3	10	10	13	3	10376	
	2-Apr	3	11	17	14	-3	10373	
	3-Apr	6	5	7	11	4	10377	
	4-Apr	1	4	0	5	5	10382	
	5-Apr	1	10	6	11	5	10387	
	6-Apr	0	0	0	0	0	10387	
	7-Apr	0	0	0	0	0	10387	
2ND WEEK	8-Apr	6	8	8	14	6	10393	
	9-Apr	0	0	0	0	0	10393	
	10-Apr	0	0	0	0	0	10393	
	11-Apr	2	4	8	6	-2	10391	
	12-Apr	0	8	2	8	6	10397	
	13-Apr	0	0	0	0	0	10397	
3RD WEEK	14-Apr	0	0	0	0	0	10397	
	15-Apr	2	7	8	9	1	10398	
	16-Apr	4	7	7	11	4	10402	
	17-Apr	3	11	10	14	4	10406	
	18-Apr	6	6	11	12	1	10407	
	19-Apr	3	3	0	6	6	10413	
	20-Apr	0	0	0	0	0	10413	
4TH WEEK	21-Apr	0	0	0	0	0	10413	
	22-Apr	2	4	14	6	-8	10405	
	23-Apr	3	9	7	12	5	10410	
	24-Apr	0	6	9	6	-3	10407	
	25-Apr	0	5	2	5	3	10410	
	26-Apr	0	0	0	0	0	10410	
	27-Apr	0	0	0	0	0	10410	
	28-Apr	0	0	0	0	0	10410	
	29-Apr	1	7	5	8	3	10413	
	30-Apr	2	8	10	10	0	10413	
TOTAL		48	133	141				



Prepared by:


RAQUEL I. SAAVEDRA
Sr. Water Utility Mgt./Dev.t Officer

Noted by:

ENGR. CELEDONIO I. TOLENTINO JR.
General Manager

WATER SERVICE CONNECTION DATA

May 1-31, 2024		NEW CONN	RECONN	DISCONN	N+R	NR-D	TSC ACTIVE	REMARKS
TOTAL SERVICE CONNECTIONS as of 4/1-30/2024							10413	
1ST WEEK	1-May	0	0	0	0	0	10413	
	2-May	5	18	19	23	4	10417	
	3-May	5	6	1	11	10	10427	
	4-May	0	0	0	0	0	10427	
	5-May	0	0	0	0	0	10427	
	6-May	1	6	8	7	-1	10426	
2ND WEEK	7-May	6	6	8	12	4	10430	
	8-May	5	4	4	9	5	10435	
	9-May	4	6	9	10	1	10436	
	10-May	4	4	6	8	2	10438	
	11-May	0	1	0	1	1	10439	
	12-May	0	0	0	0	0	10439	
3RD WEEK	13-May	2	4	2	6	4	10443	
	14-May	3	4	7	7	0	10443	
	15-May	5	2	4	7	3	10446	
	16-May	3	8	6	11	5	10451	
	17-May	4	3	2	7	5	10456	
	18-May	0	0	0	0	0	10456	
4TH WEEK	19-May	0	0	0	0	0	10456	
	20-May	2	5	0	7	7	10463	
	21-May	2	6	4	8	4	10467	
	22-May	4	3	5	7	2	10469	
	23-May	3	3	11	6	-5	10464	
	24-May	7	3	1	10	9	10473	
	25-May	0	0	0	0	0	10473	
	26-May	0	0	0	0	0	10473	
	27-May	0	0	0	0	0	10473	
	28-May	3	4	0	7	7	10480	
	29-May	1	2	3	3	0	10480	
	30-May	4	2	0	6	6	10486	
	31-May	2	4	0	6	6	10492	
TOTAL		75	104	100				



Prepared by:

RAQUEL M. SAAVEDRA
Sr. Water Utility Mgt./Dev.t Officer

Noted by:

ENGR. CELEDONIO L. TOLENTINO JR.
General Manager

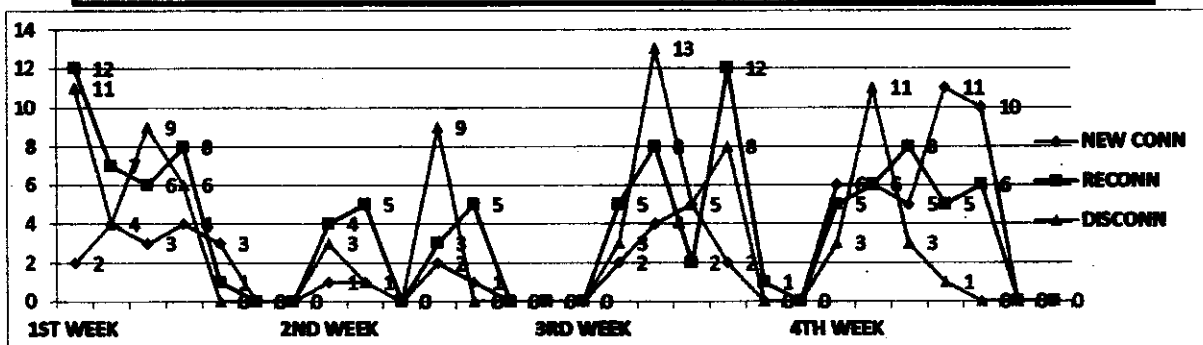
**CALABANGA WATER DISTRICT
WATER SERVICE CONNECTION DATA**

7/4/24

June 1-30, 2024		NEW CONN	RECONN	DISCONN	N+R	NR-D	TSC ACTIVE	REMARKS
TOTAL SERVICE CONNECTIONS as of 5/1-31/2024 - REGULAR						9783		
TOTAL SERVICE CONNECTION							10,583	
1ST WEEK	3-Jun	2	12	11	14	3	10492	
	4-Jun	4	7	4	11	7	10502	
	5-Jun	3	6	9	9	0	10502	
	6-Jun	4	8	6	12	6	10508	
	7-Jun	3	1	0	4	4	10512	
	8-Jun	0	0	0	0	0	10512	
	9-Jun	0	0	0	0	0	10512	
2ND WEEK	10-Jun	1	4	3	5	2	10514	
	11-Jun	1	5	1	6	5	10519	
	12-Jun	0	0	0	0	0	10519	
	13-Jun	2	3	9	5	-4	10515	
	14-Jun	1	5	0	6	6	10521	
	15-Jun	0	0	0	0	0	10521	
	16-Jun	0	0	0	0	0	10521	
3RD WEEK	17-Jun	0	0	0	0	0	10521	
	18-Jun	2	5	3	7	4	10525	
	19-Jun	4	8	13	12	-1	10524	
	20-Jun	5	2	5	7	2	10526	
	21-Jun	2	12	8	14	6	10532	
	22-Jun	0	1	0	1	1	10533	
	23-Jun	0	0	0	0	0	10533	
4TH WEEK	24-Jun	6	5	3	11	8	10541	
	25-Jun	6	6	11	12	1	10542	
	26-Jun	5	8	3	13	10	10552	
	27-Jun	11	5	1	16	15	10567	
	28-Jun	10	6	0	16	16	10583	
	29-Jun	0	0	0	0	0	10583	
	30-Jun	0	0	0	0	0	10583	
TOTAL		72	109	90				

BREAKDOWN:

REGULAR	63	106	85	9,867
TOTAL SERVICE CONN.	72	109	90	10,583



7/4/24

Prepared by:


RAQUEL M. SAAVEDRA
Sr. Water Utility Mgt./Dev.t Officer

Noted by:

ENGR. CELEDONIO L. TOLENTINO JR.
General Manager

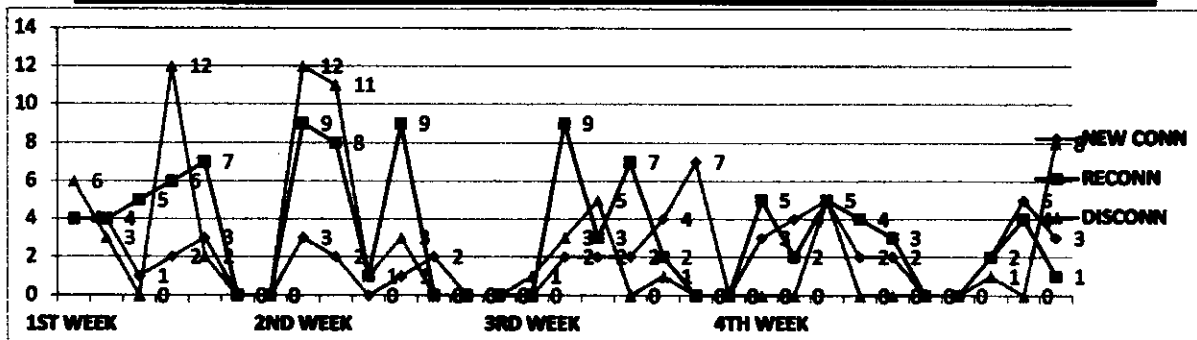
CALABANGA WATER DISTRICT WATER SERVICE CONNECTION DATA

July 1-31, 2024		NEW CONN	RECONN	DISCONN	N+R	NR-D	TSC ACTIVE	REMARKS
TOTAL SERVICE CONNECTIONS as of 6/1-30/2024 - REGULAR							9867	
TOTAL SERVICE CONNECTION							10583	
1ST WEEK	1-Jul	4	4	6	8	2	10585	
	2-Jul	4	4	3	8	5	10590	
	3-Jul	1	5	0	6	6	10596	
	4-Jul	2	6	12	8	-4	10592	
	5-Jul	3	7	2	10	8	10600	
	6-Jul	0	0	0	0	0	10600	
	7-Jul	0	0	0	0	0	10600	
2ND WEEK	8-Jul	3	9	12	12	0	10600	
	9-Jul	2	8	11	10	-1	10599	
	10-Jul	0	1	1	1	0	10599	
	11-Jul	1	9	3	10	7	10606	
	12-Jul	2	0	0	2	2	10608	
	13-Jul	0	0	0	0	0	10608	
3RD WEEK	14-Jul	0	0	0	0	0	10608	
	15-Jul	0	0	1	0	-1	10607	
	16-Jul	2	9	3	11	8	10615	
	17-Jul	2	3	5	5	0	10615	
	18-Jul	2	7	0	9	9	10624	
	19-Jul	4	2	1	6	5	10629	
	20-Jul	7	0	0	7	7	10636	
4TH WEEK	21-Jul	0	0	0	0	0	10636	
	22-Jul	3	5	0	8	8	10644	
	23-Jul	4	2	0	6	6	10650	
	24-Jul	5	5	5	10	5	10655	
	25-Jul	2	4	0	6	6	10661	
	26-Jul	2	3	0	5	5	10666	
	27-Jul	0	0	0	0	0	10666	
	28-Jul	0	0	0	0	0	10666	
	29-Jul	2	2	1	4	3	10669	
	30-Jul	5	4	0	9	9	10678	
	31-Jul	3	1	8	4	-4	10674	
TOTAL		65	100	74				



BREAKDOWN:

REGULAR	60	58	95	74	9,946
TOTAL SERVICE CONN.	65	100	74		10,674



Prepared by:

RAQUEL M. SAAVEDRA
Sr. Water Utility Mgt./Dev.t Officer

Noted by:

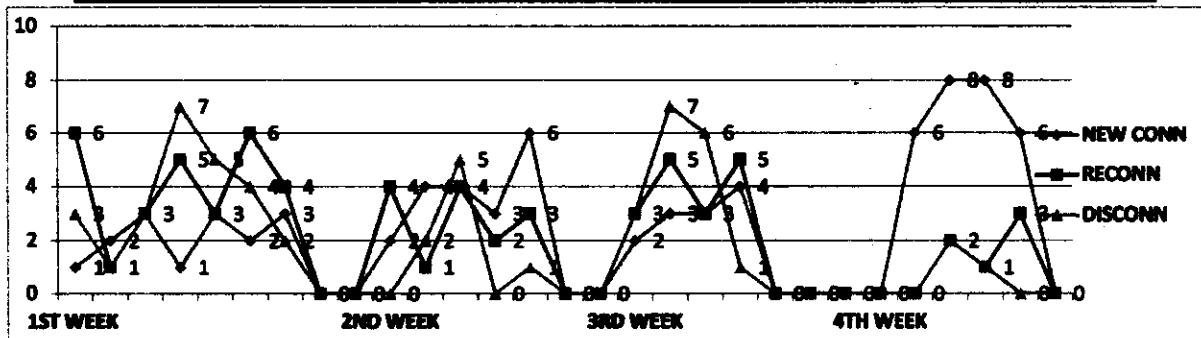
ENGR. CELEDONIO L. PLENITINO JR.
General Manager

CALABANGA WATER DISTRICT WATER SERVICE CONNECTION DATA

AUG 1-31, 2024	NEW CONN	RECONN	DISCONN	N+R	NR-D	TSC ACTIVE	REMARKS
TOTAL SERVICE CONNECTIONS as of 7/1-31/2024 - REGULAR						9948	
TOTAL SERVICE CONNECTION						10674	
1ST WEEK	1-Aug	1	6	3	7	4	10678
	2-Aug	2	1	1	3	2	10680
	5-Aug	3	3	3	6	3	10683
	6-Aug	1	5	7	6	-1	10682
	7-Aug	3	3	5	6	1	10683
	8-Aug	2	6	4	8	4	10687
	9-Aug	3	4	2	7	5	10692
	10-Aug	0	0	0	0	0	10692
	11-Aug	0	0	0	0	0	10692
2ND WEEK	12-Aug	2	4	0	6	6	10698
	13-Aug	4	1	2	5	3	10701
	14-Aug	4	4	5	8	3	10704
	15-Aug	3	2	0	5	5	10709
	16-Aug	6	3	1	9	8	10717
	17-Aug	0	0	0	0	0	10717
	18-Aug	0	0	0	0	0	10717
3RD WEEK	19-Aug	2	3	3	5	2	10719
	20-Aug	3	5	7	8	1	10720
4TH WEEK	21-Aug	3	3	6	6	0	10720
	22-Aug	4	5	1	9	8	10728
	23-Aug	0	0	0	0	0	10728
	24-Aug	0	0	0	0	0	10728
	25-Aug	0	0	0	0	0	10728
	26-Aug	0	0	0	0	0	10728
	27-Aug	6	0	0	6	6	10734
	28-Aug	8	2	2	10	8	10742
	29-Aug	8	1	1	9	8	10750
	30-Aug	6	3	0	9	9	10759
	31-Aug	0	0	0	0	0	10759
TOTAL	74	64	53				

BREAKDOWN:

REGULAR	65	61	53	10,021
TOTAL SERVICE CONN.	74	64	53	10,759



Prepared by:

RAQUEL M. SAAVEDRA
Sr. Water Utility Mgt./Dev.t Officer

Noted by:

ENGR. CELEDONIO I. VALENTINO JR.
General Manager

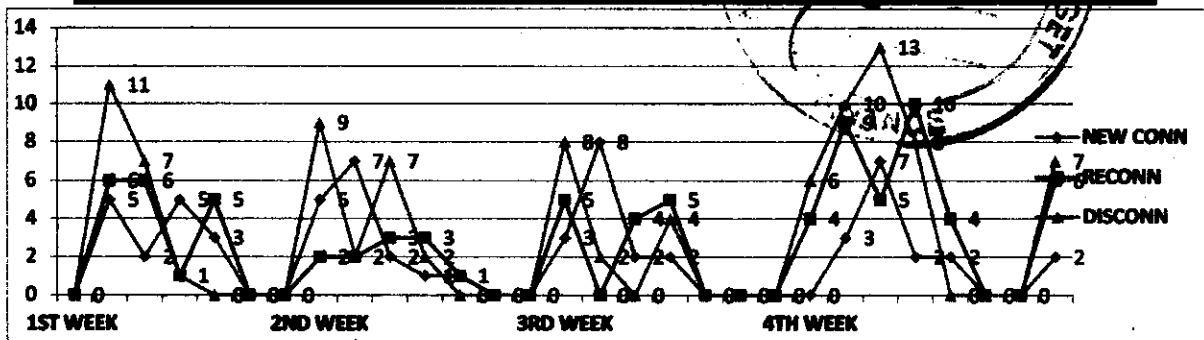
[Signature]
9/1/24

CALABANGA WATER DISTRICT WATER SERVICE CONNECTION DATA

SEPT 1-30, 2024		NEW CONN	RECONN	DISCONN	N+R	NR-D	TSC ACTIVE	REMARKS
TOTAL SERVICE CONNECTIONS as of 8/1-31/2024 - REGULAR							10021	
TOTAL SERVICE CONNECTION							10759	
1ST WEEK	2-Sep	0	0	0	0	0	10759	
	3-Sep	5	6	11	11	0	10759	
	4-Sep	2	6	7	8	1	10760	
	5-Sep	5	1	1	6	5	10765	
	6-Sep	3	5	0	8	8	10773	
	7-Sep	0	0	0	0	0	10773	
	8-Sep	0	0	0	0	0	10773	
2ND WEEK	9-Sep	5	2	9	7	-2	10771	
	10-Sep	7	2	2	9	7	10778	
	11-Sep	2	3	7	5	-2	10776	
	12-Sep	1	3	2	4	2	10778	
	13-Sep	1	1	0	2	2	10780	
3RD WEEK	14-Sep	0	0	0	0	0	10780	
	15-Sep	0	0	0	0	0	10780	
	16-Sep	3	5	8	8	0	10780	
	17-Sep	8	0	2	8	6	10786	
	18-Sep	2	4	0	6	6	10792	
	19-Sep	2	5	4	7	3	10795	
	20-Sep	0	0	0	0	0	10795	
4TH WEEK	21-Sep	0	0	0	0	0	10795	
	22-Sep	0	0	0	0	0	10795	
	23-Sep	0	4	6	4	-2	10793	
	24-Sep	3	9	10	12	2	10795	
	25-Sep	7	5	13	12	-1	10794	
	26-Sep	2	10	8	12	4	10798	
	27-Sep	2	4	0	6	6	10804	
	28-Sep	0	0	0	0	0	10804	
	29-Sep	0	0	0	0	0	10804	
	30-Sep	2	6	7	8	1	10805	
TOTAL		62	81	97				

BREAKDOWN:

REGULAR	57	79	94	10,063
TOTAL SERVICE CONN.	62	81	97	10,805



Prepared by:

RAQUEL M. SAAYEDRA
Sr. Water Utility Mgt./Dev.t Officer

Noted by:

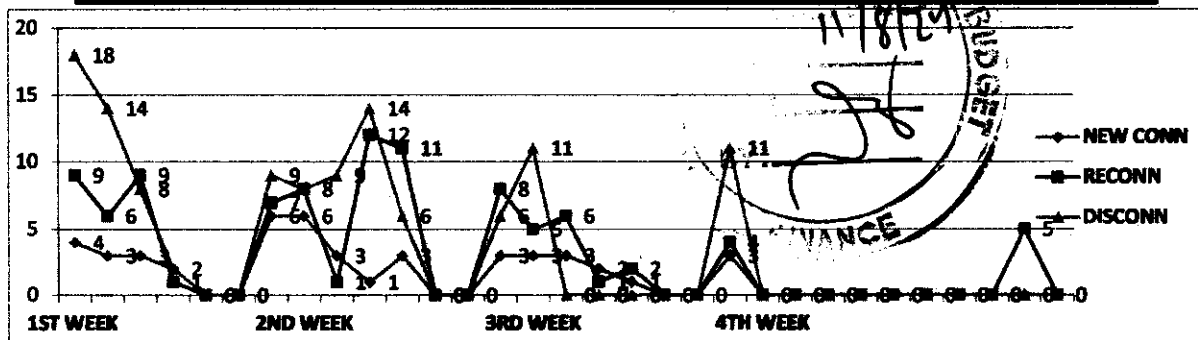
ENGR. CELEDONIO L. TOLENTINO JR.
General Manager

CALABANGA WATER DISTRICT WATER SERVICE CONNECTION DATA

OCT 1-31, 2024	NEW CONN	RECONN	DISCONN	N+R	NR-D	TSC ACTIVE	REMARKS
TOTAL SERVICE CONNECTIONS as of 9/1-30/2024 - REGULAR						10063	
TOTAL SERVICE CONNECTION						10805	
1ST WEEK	1-Oct	4	9	18	13	-5	10800
	2-Oct	3	6	14	9	-5	10795
	3-Oct	3	9	8	12	4	10799
	4-Oct	2	1	2	3	1	10800
	5-Oct	0	0	0	0	0	10800
	6-Oct	0	0	0	0	0	10800
	7-Oct	6	7	9	13	4	10804
2ND WEEK	8-Oct	6	8	8	14	6	10810
	9-Oct	3	1	9	4	-5	10805
	10-Oct	1	12	14	13	-1	10804
	11-Oct	3	11	6	14	8	10812
	12-Oct	0	0	0	0	0	10812
	13-Oct	0	0	0	0	0	10812
3RD WEEK	14-Oct	3	8	6	11	5	10817
	15-Oct	3	5	11	8	-3	10814
	16-Oct	3	6	0	9	9	10823
	17-Oct	2	1	0	3	3	10826
	18-Oct	1	2	0	3	3	10829
	19-Oct	0	0	0	0	0	10829
	20-Oct	0	0	0	0	0	10829
4TH WEEK	21-Oct	3	4	11	7	-4	10825
	22-Oct	0	0	0	0	0	10825
	23-Oct	0	0	0	0	0	10825
	24-Oct	0	0	0	0	0	10825
	25-Oct	0	0	0	0	0	10825
	26-Oct	0	0	0	0	0	10825
	27-Oct	0	0	0	0	0	10825
	28-Oct	0	0	0	0	0	10825
	29-Oct	0	0	0	0	0	10825
	30-Oct	0	5	0	5	5	10830
	31-Oct	0	0	0	0	0	10830
TOTAL		46	95	116			

BREAKDOWN:

REGULAR	41	91	111	10,084
TOTAL SERVICE CONN.	46	95	116	10,830



Prepared by:

RAQUEL M. SAAVEDRA
Sr. Water Utility Mgt./Dev.t Officer

Noted by:

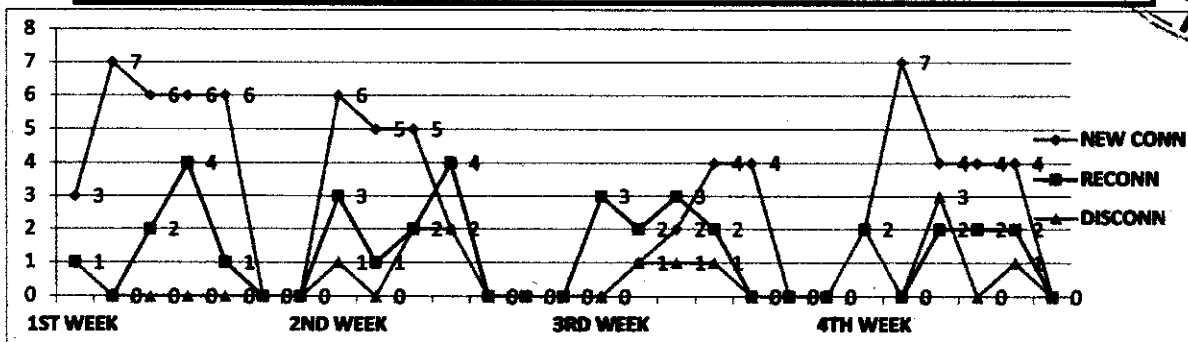
ENGR. CELEDONIO I. TOLENTINO JR.
General Manager

**CALABANGA WATER DISTRICT
WATER SERVICE CONNECTION DATA**

NOV 1-30, 2024		NEW CONN	RECONN	DISCONN	N+R	NR-D	TSC ACTIVE	REMARKS
TOTAL SERVICE CONNECTIONS as of 10/1-31/2024 - REGULAR							10084	
TOTAL SERVICE CONNECTION							10830	
1ST WEEK	4-Nov	3	1	1	4	3	10833	
	5-Nov	7	0	0	7	7	10840	
	6-Nov	6	2	0	8	8	10848	
	7-Nov	6	4	0	10	10	10858	
	8-Nov	6	1	0	7	7	10865	
2ND WEEK	9-Nov	0	0	0	0	0	10865	
	10-Nov	0	0	0	0	0	10865	
	11-Nov	6	3	1	9	8	10873	
	12-Nov	5	1	0	6	6	10879	
	13-Nov	5	2	2	7	5	10884	
3RD WEEK	14-Nov	2	4	2	6	4	10888	
	15-Nov	0	0	0	0	0	10888	
	16-Nov	0	0	0	0	0	10888	
	17-Nov	0	0	0	0	0	10888	
	18-Nov	0	3	0	3	3	10891	
4TH WEEK	19-Nov	1	2	1	3	2	10893	
	20-Nov	2	3	1	5	4	10897	
	21-Nov	4	2	1	6	5	10902	
	22-Nov	4	0	0	4	4	10906	
	23-Nov	0	0	0	0	0	10906	
4TH WEEK	24-Nov	0	0	0	0	0	10906	
	25-Nov	2	2	2	4	2	10908	
	26-Nov	7	0	0	7	7	10915	
	27-Nov	4	2	3	6	3	10918	
	28-Nov	4	2	0	6	6	10924	
4TH WEEK	29-Nov	4	2	1	6	5	10929	
	30-Nov	0	0	0	0	0	10929	
TOTAL		78	36	15				

BREAKDOWN:

REGULAR	68	36	14	10,174
TOTAL SERVICE CONN.	78	36	15	10,929



RAQUEL M. SAAVEDRA
 Sr. Water Utility Mgt./Dev.t Officer

Prepared by:

RAQUEL M. SAAVEDRA
Sr. Water Utility Mgt./Dev.t Officer

Noted by:

ENGR. CELEDONIO T. TOLENTINO JR.
General Manager

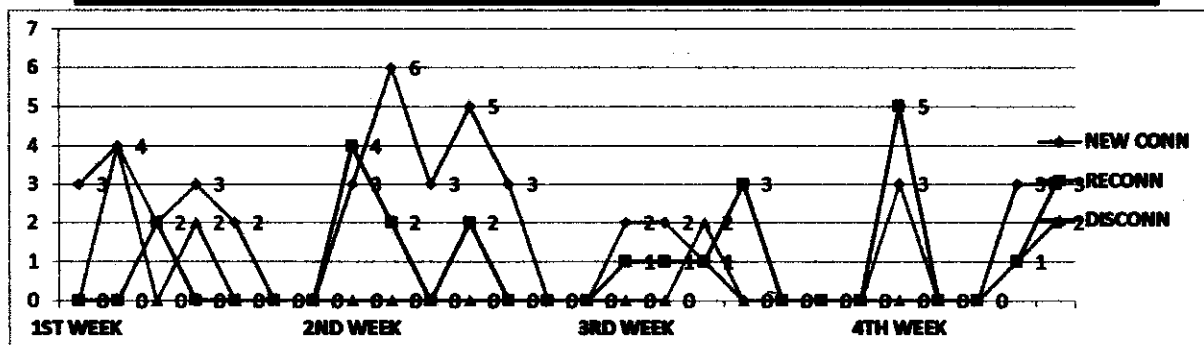
8/21/24

**CALABANGA WATER DISTRICT
WATER SERVICE CONNECTION DATA**

DEC 1-31, 2024		NEW CONN	RECONN	DISCONN	N+R	NR-D	TSC ACTIVE	REMARKS
TOTAL SERVICE CONNECTIONS as of 11/1-30/2024 - REGULAR							10174	
TOTAL SERVICE CONNECTION							10929	
1ST WEEK	2-Dec	3	0	0	3	3	10932	
	3-Dec	4	0	4	4	0	10932	
	4-Dec	2	2	0	4	4	10936	
	5-Dec	3	0	2	3	1	10937	
	6-Dec	2	0	0	2	2	10939	
	7-Dec	0	0	0	0	0	10939	
	8-Dec	0	0	0	0	0	10939	
2ND WEEK	9-Dec	3	4	0	7	7	10946	
	10-Dec	6	2	0	8	8	10954	
	11-Dec	3	0	0	3	3	10957	
	12-Dec	5	2	0	7	7	10964	
	13-Dec	3	0	0	3	3	10967	
	14-Dec	0	0	0	0	0	10967	
	15-Dec	0	0	0	0	0	10967	
3RD WEEK	16-Dec	2	1	0	3	3	10970	
	17-Dec	2	1	0	3	3	10973	
	18-Dec	1	1	2	2	0	10973	
	19-Dec	0	3	0	3	3	10976	
	20-Dec	0	0	0	0	0	10976	
	21-Dec	0	0	0	0	0	10976	
	22-Dec	0	0	0	0	0	10976	
4TH WEEK	23-Dec	3	5	0	8	8	10984	
	24-Dec	0	0	0	0	0	10984	
	25-Dec	0	0	0	0	0	10984	
	26-Dec	3	1	1	4	3	10987	
	27-Dec	3	3	2	6	4	10991	
TOTAL		48	25	11				

BREAKDOWN:

REGULAR	46	24	10	10,234
TOTAL SERVICE CONN.	48	25	11	10,991



Prepared by:

RAQUEL M. SAAVEDRA
Sr. Water Utility Mgt./Dev. Officer

Noted by:

ENGR. CELEDONIO T. OLIENTINO JR.
General Manager